







1 Ski Novice Stock 1500

Round: M2

Rider Name	Boat #	Mfr	Laps/Time	Fast Lap	Avg Lap	Class
1 Thomas Lambert	54		6/9:28.417	1:31.813	1:35.676	Ski Novice Stock 1500
2 Dylan Sharpe	730		6/10:27.495	1:40.084	1:45.146	Ski Novice Stock 1500
3 Derrick Stec	37		5/9:38.037	1:49.864	1:57.598	Ski Novice Stock 1500
4 Frank Redman	4		5/11:18.692	1:55.062	2:20.411	Ski Novice Stock 1500



1 Ski Amateur Four Stroke Ski Lites

Round: M2

Rider Name	Boat #	Mfr	Laps/Time	Fast Lap	Avg Lap	Class
1 Sebastian Wilcox	595		6/9:29.732	1:29.584	1:32.977	Ski Amateur Four Stroke Ski Lites
2 Tyler Sweeney	745		6/10:15.342	1:36.473	1:40.694	Ski Amateur Four Stroke Ski Lites
3 Billy Shaw	555		6/12:13.989	1:38.378	2:03.175	Ski Amateur Four Stroke Ski Lites
4 Cora Harvey	2		0/0.000 (DNS)			Ski Amateur Four Stroke Ski Lites






1 Ski Pro Am Stock 1500

Round: M2

Rider Name	Boat #	Mfr	Laps/Time	Fast Lap	Avg Lap	Class
1 Dave Davidson	21c		6/9:20.813	1:29.671	1:35.103	Ski Pro Am Stock 1500
2 John Gould	299		6/10:10.975	1:34.728	1:42.984	Ski Pro Am Stock 1500



2 Sport Spec

Round: M2

	Rider Name	Boat #	Mfr	Laps/Time	Fast Lap	Avg Lap	Class
1	Colin Beers	872		6/9:15.561	1:30.446	1:32.197	Sport Spec
2	Jack Mozonski	125		6/9:23.502	1:30.935	1:33.215	Sport Spec
3	Brent Hahn	172		6/9:34.664	1:31.987	1:34.598	Sport Spec
4	Brenden Melanson	157		6/9:42.299	1:32.901	1:35.248	Sport Spec
5	Kayla Pliszka	7		5/8:13.078	1:35.444	1:37.032	Sport Spec


2 Novice Sport Spec

Round: M2

	Rider Name	Boat #	Mfr	Laps/Time	Fast Lap	Avg Lap	Class
1	Katie Berner	125		4/10:16.122	1:46.321	2:54.770	Novice Sport Spec
2	Gage McMaster	15		0/0.000 (DNS)			Novice Sport Spec





2 Pro Am Sport GP

Round: M2

	Rider Name	Boat #	Mfr	Laps/Time	Fast Lap	Avg Lap	Class
1	Liam Beers	31		6/9:31.846	1:31.845	1:34.535	Pro Am Sport GP




3 Pro Am Runabout Stock

Round: M2

	Rider Name	Boat #	Mfr	Laps/Time	Fast Lap	Avg Lap	Class
1	Ian Smith	126		9/9:36.223	1:04.907	1:05.947	Pro Am Runabout Stock
2	Jay Edworthy	477		9/9:43.940	1:05.413	1:06.414	Pro Am Runabout Stock
3	Matt Devos	3		8/9:42.356	1:12.274	1:15.033	Pro Am Runabout Stock
4	Travers Brito	147		8/9:59.252	1:13.133	1:16.836	Pro Am Runabout Stock




4 Vintage 550 Open

Round: M2

	Rider Name	Boat #	Mfr	Laps/Time	Fast Lap	Avg Lap	Class
1	Peter Sullivan	356		5/10:04.592	1:56.709	2:00.133	Vintage 550 Open
2	Cody Tierney	69		2/5:31.607	2:57.429	2:57.429	Vintage 550 Open
3	Spencer Conway	149		0/0.000 (DNS)			Vintage 550 Open





4 Vintage 550 Limited

Round: M2

	Rider Name	Boat #	Mfr	Laps/Time	Fast Lap	Avg Lap	Class
1	Derrick Stec	37		4/10:14.934	2:28.044	2:32.812	Vintage 550 Limited
2	Anthony Coursen	58		4/10:44.568	2:36.832	2:39.761	Vintage 550 Limited
3	Chris Norton	777		4/11:21.011	2:34.946	2:50.101	Vintage 550 Limited

4 Vintage 650/750

Round: M2

	Rider Name	Boat #	Mfr	Laps/Time	Fast Lap	Avg Lap	Class
1	Ben Corcetti	782		5/9:05.671	1:45.506	1:49.889	Vintage 650/750
2	Patrick sullivan	23		5/9:12.029	1:47.918	1:49.683	Vintage 650/750
3	George Wolfe	901		5/10:16.210	1:48.904	2:06.400	Vintage 650/750
4	Christian Nadeau	56		0/0.000 (DNS)			Vintage 650/750
5	Joshua Churl	3		0/0.000 (DNS)			Vintage 650/750

Moto Round 2 Results

5 Novice Runabout Rec Lites

Round: M2

Rider Name	Boat #	Mfr	Laps/Time	Fast Lap	Avg Lap	Class
1 Julia Kapelewska	96		5/7:16.849	1:26.278	1:28.284	Novice Runabout Rec Lites
2 Matt King	24		5/7:25.717	1:28.774	1:29.523	Novice Runabout Rec Lites
3 Devon Faller	67		5/7:38.129	1:31.152	1:31.743	Novice Runabout Rec Lites
4 Shaun Sullivan	747		5/7:52.032	1:33.705	1:34.187	Novice Runabout Rec Lites
5 Cora Harvey	3		5/8:24.275	1:39.318	1:41.447	Novice Runabout Rec Lites
6 Samantha Guevremont	311		5/8:57.178	1:45.993	1:47.406	Novice Runabout Rec Lites
7 Tori Baumeister	13		5/9:00.697	1:46.493	1:47.757	Novice Runabout Rec Lites
8 Kenneth Larson	08	Kawasaki	0/0.000 (DNS)			Novice Runabout Rec Lites
9 Michael Rice	777	Kawasaki	0/0.000 (DNS)			Novice Runabout Rec Lites








6 Vintage X2 Open

Round: M2

	Rider Name	Boat #	Mfr	Laps/Time	Fast Lap	Avg Lap	Class
1	Daniel Clarke	57		8/8:40.363	1:42.171	2:20.886	Vintage X2 Open
2	Warren Burke	11	Kawasaki	8/8:41.722	1:42.177	2:20.369	Vintage X2 Open
3	Kayla Pliszka	7	Kawasaki	8/9:16.570	1:47.033	2:29.409	Vintage X2 Open
4	Doug Wintle	111	Kawasaki	8/9:25.968	1:47.517	2:23.524	Vintage X2 Open
5	Kris "Krash" VanWie Jr	808	Kawasaki	8/9:55.251	1:53.352	2:35.211	Vintage X2 Open
6	Karl Hausch	3	Kawasaki	8/10:00.547	2:01.936	2:38.828	Vintage X2 Open
7	Brenden Melanson	157	Kawasaki	8/10:39.800	2:03.280	2:48.710	Vintage X2 Open
8	Jack Mozonski	51	Kawasaki	8/10:47.675	1:44.152	2:16.327	Vintage X2 Open
9	Christian Nadeau	56	Kawasaki	7/9:37.436	2:04.561	3:39.431	Vintage X2 Open
10	Travers Brito	147	Kawasaki	7/10:08.795	2:31.094	3:36.913	Vintage X2 Open
11	Michel Grondin	7	Kawasaki	0/0.000 (DNS)			Vintage X2 Open
12	Pete Burke	111	Kawasaki	0/0.000 (DNS)			Vintage X2 Open
13	Jess Nadeau	95	Kawasaki	0/0.000 (DNS)			Vintage X2 Open
14	Michael Bien	35	Kawasaki	0/0.000 (DNS)			Vintage X2 Open

7 Novice Runabout 1100 Limited

Round: M2

Rider Name	Boat #	Mfr	Laps/Time	Fast Lap	Avg Lap	Class
1 Gabor Gergely	47		6/8:29.353	1:22.259	1:25.540	Novice Runabout 1100 Limited
2 Joshua LeClair	125		6/8:31.036	1:22.691	1:25.441	Novice Runabout 1100 Limited
3 Tanner Batzold	210		6/8:47.615	1:25.094	1:28.185	Novice Runabout 1100 Limited
4 Brenden Melanson	157		6/9:11.150	1:27.634	1:31.531	Novice Runabout 1100 Limited
5 Jon Bick	82		6/9:24.966	1:33.409	1:34.597	Novice Runabout 1100 Limited
6 Brody Sebben	427		6/9:45.580	1:33.888	1:37.616	Novice Runabout 1100 Limited
7 Tully Zipkin	88		5/10:02.163	1:35.956	1:39.712	Novice Runabout 1100 Limited







8 Ski Novice Lites

Round: M2

Rider Name	Boat #	Mfr	Laps/Time	Fast Lap	Avg Lap	Class
1 john rice	927		6/8:53.388	1:50.275	1:53.681	Ski Novice Lites
2 Michael Rice	777		6/8:57.404	1:51.028	1:54.110	Ski Novice Lites
3 Chris Daschko	75		5/7:31.282	1:49.775	2:00.325	Ski Novice Lites
4 Austin Brown	327		5/8:15.852	2:05.524	2:11.419	Ski Novice Lites
5 Carl Theodore	997		5/9:01.248	1:58.158	2:30.849	Ski Novice Lites
6 Kyle Tyrrell	997		0/0.000 (DNS)			Ski Novice Lites
7 Brenden Melanson	157		0/0.000 (DNS)			Ski Novice Lites






8 Ski Pro Am Lites

Round: M2

Rider Name	Boat #	Mfr	Laps/Time	Fast Lap	Avg Lap	Class
1 Sebastian Wilcox	595		6/7:13.609	1:36.935	1:38.136	Ski Pro Am Lites
2 Ben Corcetti	782		6/7:18.754	1:36.705	1:38.450	Ski Pro Am Lites
3 Austin Jones	316		6/7:49.183	1:39.322	1:43.974	Ski Pro Am Lites
4 Tyler LeClair	51		6/8:18.807	1:44.636	1:49.682	Ski Pro Am Lites
5 Kelly Wilcox	595		6/8:22.744	1:45.678	1:48.442	Ski Pro Am Lites
6 James Hager	13		6/9:07.102	1:44.920	2:00.307	Ski Pro Am Lites
7 Kenneth Larson	08		0/0.000 (DNS)			Ski Pro Am Lites


9 Pro Am Runabout 1100 Limited

Round: M2

Rider Name	Boat #	Mfr	Laps/Time	Fast Lap	Avg Lap	Class
1 Jay Edworthy	C477		9/12:10.607	1:18.473	1:21.052	Pro Am Runabout 1100 Limited
2 Dave Davidson	21c		9/12:11.408	1:19.518	1:21.481	Pro Am Runabout 1100 Limited
3 Ian Smith	26		9/12:15.289	1:19.959	1:21.277	Pro Am Runabout 1100 Limited
4 Cove Batzold	69		9/12:24.264	1:20.779	1:22.146	Pro Am Runabout 1100 Limited
5 Todd Czarcinski	92		9/12:34.164	1:21.566	1:23.150	Pro Am Runabout 1100 Limited






10 Junior Sport Spec

Round: M2

Rider Name	Boat #	Mfr	Laps/Time	Fast Lap	Avg Lap	Class
1 Gage McMaster	15		0/0.000			Junior Sport Spec





10 Womens Runabout 1100 Limited

Round: M2

Rider Name	Boat #	Mfr	Laps/Time	Fast Lap	Avg Lap	Class
1 Katie Berner	125		5/7:22.635	1:33.259	1:33.747	Womens Runabout 1100 Limited
2 Julia Kapelewska	96		5/7:24.518	1:32.762	1:33.736	Womens Runabout 1100 Limited
3 Sue Zipkin	7		5/7:36.374	1:34.244	1:35.535	Womens Runabout 1100 Limited
4 Cora Harvey	13		5/7:52.535	1:37.681	1:38.905	Womens Runabout 1100 Limited
5 Samantha Sebben	427		5/7:56.960	1:38.863	1:39.305	Womens Runabout 1100 Limited




11 Pro Am Ski GP

Round: M2

Rider Name	Boat #	Mfr	Laps/Time	Fast Lap	Avg Lap	Class
1 Shawn Dudek	114		7/10:36.006	1:26.275	1:31.476	Pro Am Ski GP
2 Sebastian Wilcox	595		7/10:43.160	1:27.110	1:33.090	Pro Am Ski GP
3 Charles Guinchard	24		7/10:47.172	1:29.946	1:32.128	Pro Am Ski GP
4 Brayden Sebben	730		7/10:52.129	1:29.128	1:33.504	Pro Am Ski GP

12 SuperChicken

Round: M2

Rider Name	Boat #	Mfr	Laps/Time	Fast Lap	Avg Lap	Class
1 Sue Zipkin	197		5/9:03.543	1:45.729	1:47.638	SuperChicken
2 James Hager	13		5/9:17.427	1:49.487	1:50.721	SuperChicken
3 Tully Zipkin	88		4/9:00.109	1:44.901	1:47.908	SuperChicken