







## 1 Ski Novice Stock 1500

Round: M1

Rider Name	Boat #	Mfr	Laps/Time	Fast Lap	Avg Lap	Class
1 Thomas Lambert	54		6/9:39.226	1:34.483	1:36.604	Ski Novice Stock 1500
2 Dylan Sharpe	730		6/10:50.623	1:39.006	1:47.676	Ski Novice Stock 1500
3 Derrick Stec	37		5/9:35.846	1:50.683	1:55.025	Ski Novice Stock 1500
4 Frank Redman	4		5/9:56.508	2:03.343	2:10.355	Ski Novice Stock 1500



## 1 Ski Amateur Four Stroke Ski Lites

Round: M1

Rider Name	Boat #	Mfr	Laps/Time	Fast Lap	Avg Lap	Class
1 Sebastian Wilcox	595		6/9:20.836	1:30.395	1:33.632	Ski Amateur Four Stroke Ski Lites
2 Tyler Sweeney	745		6/9:44.231	1:32.416	1:36.077	Ski Amateur Four Stroke Ski Lites
3 Billy Shaw	555		6/10:49.658	1:37.133	1:45.288	Ski Amateur Four Stroke Ski Lites
4 Cora Harvey	2		0/0.000			Ski Amateur Four Stroke Ski Lites






## 1 Ski Pro Am Stock 1500

Round: M1

Rider Name	Boat #	Mfr	Laps/Time	Fast Lap	Avg Lap	Class
1 Dave Davidson	21c		7/9:08.340	1:26.746	1:30.895	Ski Pro Am Stock 1500
2 John Gould	299		6/10:32.018	1:41.324	1:45.938	Ski Pro Am Stock 1500



## 2 Sport Spec

Round: M1

	Rider Name	Boat #	Mfr	Laps/Time	Fast Lap	Avg Lap	Class
1	Colin Beers	872		6/9:13.217	1:28.871	1:31.423	Sport Spec
2	Jack Mozonski	125		6/9:24.288	1:30.929	1:32.822	Sport Spec
3	Brenden Melanson	157		6/9:28.398	1:31.551	1:32.652	Sport Spec
4	Brent Hahn	172		6/9:30.775	1:31.147	1:32.738	Sport Spec
5	Kayla Pliszka	7		6/10:03.441	1:34.995	1:38.631	Sport Spec


## 2 Novice Sport Spec

Round: M1

	Rider Name	Boat #	Mfr	Laps/Time	Fast Lap	Avg Lap	Class
1	Katie Berner	125		4/8:24.152	1:31.049	2:13.910	Novice Sport Spec
2	Gage McMaster	15		0/0.000 (DNS)			Novice Sport Spec





## 2 Pro Am Sport GP

Round: M1

	Rider Name	Boat #	Mfr	Laps/Time	Fast Lap	Avg Lap	Class
1	Liam Beers	31		6/9:19.096	1:29.791	1:32.121	Pro Am Sport GP




## 3 Pro Am Runabout Stock

Round: M1

	Rider Name	Boat #	Mfr	Laps/Time	Fast Lap	Avg Lap	Class
1	Jay Edworthy	477		9/9:57.346	1:04.860	1:06.664	Pro Am Runabout Stock
2	Ian Smith	126		9/10:01.177	1:05.272	1:06.674	Pro Am Runabout Stock
3	Travers Brito	147		8/10:07.611	1:12.970	1:16.131	Pro Am Runabout Stock
4	Matt Devos	3		8/10:18.970	1:14.924	1:17.049	Pro Am Runabout Stock




## 4 Vintage 550 Open

Round: M1

	Rider Name	Boat #	Mfr	Laps/Time	Fast Lap	Avg Lap	Class
1	Cody Tierney	69		1/3:17.892 (DNF)			Vintage 550 Open
2	Peter Sullivan	356		0/0.000 (DNS)			Vintage 550 Open
3	Spencer Conway	149		0/0.000 (DNS)			Vintage 550 Open





## 4 Vintage 550 Limited

Round: M1

	Rider Name	Boat #	Mfr	Laps/Time	Fast Lap	Avg Lap	Class
1	Derrick Stec	37		4/9:43.910	2:25.117	2:26.663	Vintage 550 Limited
2	Anthony Coursen	58		4/11:02.903	2:36.955	2:52.362	Vintage 550 Limited
3	Chris Norton	777		3/10:07.785	2:44.467	2:44.567	Vintage 550 Limited

## 4 Vintage 650/750

Round: M1

	Rider Name	Boat #	Mfr	Laps/Time	Fast Lap	Avg Lap	Class
1	Patrick sullivan	23		5/8:56.642	1:44.995	1:48.786	Vintage 650/750
2	Ben Corcetti	782		5/9:12.118	1:47.349	1:51.924	Vintage 650/750
3	Christian Nadeau	56		4/11:10.046	2:31.877	2:52.367	Vintage 650/750
4	Joshua Churl	3		3/9:37.136	2:30.855	3:06.303	Vintage 650/750
5	George Wolfe	901		0/0.000 (DNS)			Vintage 650/750

# Moto Round 1 Results

## 5 Novice Runabout Rec Lites

Round: M1

Rider Name	Boat #	Mfr	Laps/Time	Fast Lap	Avg Lap	Class
1 Shaun Sullivan	747		5/8:26.705	1:37.619	1:40.350	Novice Runabout Rec Lites
2 Devon Faller	67		5/8:49.464	1:37.102	1:44.610	Novice Runabout Rec Lites
3 Tori Baumeister	13		5/9:05.096	1:45.319	1:48.071	Novice Runabout Rec Lites
4 Samantha Guevremont	311		5/9:08.977	1:47.955	1:51.223	Novice Runabout Rec Lites
5 Cora Harvey	3		5/9:26.679	1:49.069	1:53.255	Novice Runabout Rec Lites
6 Julia Kapelewska	96		2/7:55.571	1:29.513	1:36.555	Novice Runabout Rec Lites
7 Matt King	24		1/8:30.612	1:31.139	1:44.222	Novice Runabout Rec Lites
8 Kenneth Larson	08	Kawasaki	0/0.000 (DNS)			Novice Runabout Rec Lites
9 Michael Rice	777	Kawasaki	0/0.000 (DNS)			Novice Runabout Rec Lites

# Moto Round 1 Results








## 6 Vintage X2 Open

Round: M1

	Rider Name	Boat #	Mfr	Laps/Time	Fast Lap	Avg Lap	Class
1	Jack Mozonski	51	Kawasaki	5/8:55.076	1:35.727	1:50.363	Vintage X2 Open
2	Daniel Clarke	57		5/8:58.804	1:44.182	1:49.652	Vintage X2 Open
3	Warren Burke	11	Kawasaki	5/9:00.765	1:43.084	1:49.057	Vintage X2 Open
4	Doug Wintle	111	Kawasaki	5/9:06.686	1:43.949	1:51.145	Vintage X2 Open
5	Kayla Pliszka	7	Kawasaki	5/9:44.089	1:48.313	1:58.738	Vintage X2 Open
6	Karl Hausch	3	Kawasaki	5/10:44.636	1:57.927	2:06.667	Vintage X2 Open
7	Travers Brito	147	Kawasaki	4/8:59.869	2:10.477	2:17.839	Vintage X2 Open
8	Christian Nadeau	56	Kawasaki	4/9:18.078	2:05.927	2:21.237	Vintage X2 Open
9	Kris "Krash" VanWie Jr	808	Kawasaki	3/6:09.550	1:59.457	2:08.272	Vintage X2 Open
10	Michel Grondin	7	Kawasaki	2/4:38.649	2:08.754	2:08.754	Vintage X2 Open
11	Pete Burke	111	Kawasaki	0/0.000 (DNS)			Vintage X2 Open
12	Jess Nadeau	95	Kawasaki	0/0.000 (DNS)			Vintage X2 Open
13	Michael Bien	35	Kawasaki	0/0.000 (DNS)			Vintage X2 Open
14	Brenden Melanson	157	Kawasaki	0/0.000 (DNS)			Vintage X2 Open








## 7 Novice Runabout 1100 Limited

Round: M1

Rider Name	Boat #	Mfr	Laps/Time	Fast Lap	Avg Lap	Class
1 Gabor Gergely	47		6/8:27.660	1:24.283	1:25.703	Novice Runabout 1100 Limited
2 Joshua LeClair	125		6/8:29.623	1:24.284	1:25.643	Novice Runabout 1100 Limited
3 Tanner Batzold	210		6/8:39.785	1:23.618	1:25.899	Novice Runabout 1100 Limited
4 Brenden Melanson	157		6/8:48.359	1:15.777	1:26.321	Novice Runabout 1100 Limited
5 Jon Bick	82		6/9:21.048	1:30.170	1:34.708	Novice Runabout 1100 Limited
6 Brody Sebben	427		6/9:33.320	1:30.675	1:35.750	Novice Runabout 1100 Limited
7 Tully Zipkin	88		6/10:01.523	1:34.688	1:40.068	Novice Runabout 1100 Limited







## 8 Ski Novice Lites

Round: M1

Rider Name	Boat #	Mfr	Laps/Time	Fast Lap	Avg Lap	Class
1 Michael Rice	777		6/10:59.725	1:46.021	1:49.565	Ski Novice Lites
2 Chris Daschko	75		6/11:42.619	1:51.376	1:55.510	Ski Novice Lites
3 john rice	927		5/10:08.808	1:55.641	2:02.657	Ski Novice Lites
4 Austin Brown	327		5/10:24.118	1:53.315	2:02.886	Ski Novice Lites
5 Kyle Tyrrell	997		4/10:50.203	2:30.356	2:42.325	Ski Novice Lites
6 Brenden Melanson	157		1/2:22.857			Ski Novice Lites
7 Carl Theodore	997		0/0.000 (DNS)			Ski Novice Lites






## 8 Ski Pro Am Lites

Round: M1

	Rider Name	Boat #	Mfr	Laps/Time	Fast Lap	Avg Lap	Class
1	Sebastian Wilcox	595		6/9:47.472	1:36.911	1:39.211	Ski Pro Am Lites
2	Ben Corcetti	782		6/9:59.951	1:37.822	1:39.465	Ski Pro Am Lites
3	Austin Jones	316		6/10:14.177	1:38.421	1:43.862	Ski Pro Am Lites
4	Tyler LeClair	51		6/10:52.289	1:41.456	1:50.420	Ski Pro Am Lites
5	James Hager	13		6/10:52.876	1:45.540	1:49.497	Ski Pro Am Lites
6	Kelly Wilcox	595		6/10:59.039	1:46.245	1:50.123	Ski Pro Am Lites
7	Kenneth Larson	08		5/10:57.974	2:02.827	2:10.148	Ski Pro Am Lites


## 9 Pro Am Runabout 1100 Limited

Round: M1

	Rider Name	Boat #	Mfr	Laps/Time	Fast Lap	Avg Lap	Class
1	Jay Edworthy	C477		8/10:32.155	1:17.502	1:19.244	Pro Am Runabout 1100 Limited
2	Dave Davidson	21c		8/10:38.121	1:18.354	1:19.601	Pro Am Runabout 1100 Limited
3	Todd Czarcinski	92		8/10:57.610	1:20.673	1:21.859	Pro Am Runabout 1100 Limited
4	Ian Smith	26		8/11:00.886	1:20.555	1:22.019	Pro Am Runabout 1100 Limited
5	Cove Batzold	69		8/11:05.199	1:20.617	1:22.313	Pro Am Runabout 1100 Limited

## 10 Junior Sport Spec

Round: M1

	Rider Name	Boat #	Mfr	Laps/Time	Fast Lap	Avg Lap	Class
1	Gage McMaster	15		0/0.000			Junior Sport Spec





## 10 Womens Runabout 1100 Limited

Round: M1

Rider Name	Boat #	Mfr	Laps/Time	Fast Lap	Avg Lap	Class
1 Julia Kapelewska	96		5/7:23.695	1:26.925	1:28.742	Womens Runabout 1100 Limited
2 Katie Berner	125		5/7:41.901	1:31.574	1:33.996	Womens Runabout 1100 Limited
3 Sue Zipkin	7		5/7:51.660	1:34.357	1:34.700	Womens Runabout 1100 Limited
4 Cora Harvey	13		5/8:05.913	1:36.816	1:37.438	Womens Runabout 1100 Limited
5 Samantha Sebben	427		5/8:12.079	1:36.794	1:38.240	Womens Runabout 1100 Limited




## 11 Pro Am Ski GP

Round: M1

Rider Name	Boat #	Mfr	Laps/Time	Fast Lap	Avg Lap	Class
1 Sebastian Wilcox	595		8/11:06.359	1:19.719	1:24.467	Pro Am Ski GP
2 Shawn Dudek	114		8/11:29.034	1:22.237	1:27.020	Pro Am Ski GP
3 Charles Guinchard	24		8/11:43.452	1:25.200	1:28.557	Pro Am Ski GP
4 Brayden Sebben	730		8/12:17.612	1:28.543	1:33.255	Pro Am Ski GP

## 12 SuperChicken



Round: M1

Rider Name	Boat #	Mfr	Laps/Time	Fast Lap	Avg Lap	Class
1 Tully Zipkin	88		5/8:41.686	1:46.446	1:47.302	SuperChicken
2 Sue Zipkin	197		5/8:44.880	1:46.603	1:47.331	SuperChicken
3 James Hager	13		5/8:53.020	1:47.373	1:48.623	SuperChicken

# Moto Round 1 Results

## 13 Freestyle

Round: M1

	Rider Name	Boat #	Mfr	Laps/Time	Fast Lap	Avg Lap	Class
1	Karl Hausch	3		0/0.000			Freestyle
2	Chris Norton	7		0/0.000			Freestyle